











FIRE EXTINGUISHER ADVICE

Know your Fire Extinguisher

<i>Symbols found on fire extinguishers and what they mean</i>						
		WATER	FOAM SPRAY	ABC POWDER	CARBON DIOXIDE	WET CHEMICAL
Wood, paper & textiles		✓	✓	✓	✗	✓
Flammable Liquids		✗	✓	✓	✓	✗
Flammable Gases		✗	✗	✓	✗	✗
Electrical Contact		✗	✗	✓	✓	✗
Cooking oils & fats		✗	✗	✗	✗	✓

DO NOT PUT YOUR PERSONAL SAFETY AT RISK. ONLY USE A FIRE EXTINGUISHER TO AID ESCAPE OR TO EXTINGUISH A “SMALL” FIRE.

Only personnel who are trained how to use a fire extinguisher should stay in an area and attempt to fight a fire. If you are not trained and find yourself trapped by fire, and an extinguisher is available, you can use it to try and escape to a safe area.

On discovering a fire:

1. Ensure the alarm has been raised
2. Select the correct type of extinguisher
3. Use the extinguisher:
 - P**ull the pin or clip to unlock the handle
 - A**im the extinguisher hose at the base of the fire (from 6 – 8 feet away)
 - S**queeze the lever to discharge its contents
 - S**weep the hose back and forth until the extinguisher is empty
4. Evacuate to the Assembly Point

Warning – Do not use a CO₂ extinguisher in a confined space, or touch the horn as your hand could freeze to it.

It is recommended that people with specific roles relating to fire safety, such as fire wardens and those involved in “hot work”, receive practical fire extinguisher training every 3 years.

REMEMBER: ONLY ATTEMPT TO TACKLE A FIRE IN ITS EARLY STAGES, AND ALWAYS PUT YOUR OWN AND OTHER PEOPLE’S SAFETY FIRST