



Welcome to UK News 2nd May 2018
your weekly update from around CEMEX UK

View UK News on: www.cemexuknews.co.uk

Follow us on twitter too: @CEMEX_UK

CARING FOR FAMILIES

Two Weeks Of Keeping Everyone Safe.....



Congratulations to everyone last week for ensuring we all went home safely to our families. There were no reportable injuries or lost time injuries last week.... just goes to show that Zero is possible all the time for everyone, let us focus on making this week just as safe.

Michel commented: "It is indeed pleasing to report on a TRI free week for both employees and contractors, hopefully this becomes progressively our "new normal".

Let's all make sure that we all stay conscious of our vulnerability and very alert of any risks whether behavioural or equipment related, always STEPPING IN with a view to protect and always applying "STOP, THINK & CHECK" golden safety rule before starting any task."

Thank You Lee



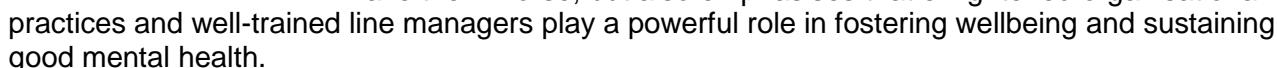
A huge thank you to Driver, Lee Townsend, who stepped in to help a member of the public involved in an RTA last week.

Lee was travelling along the A46 when a serious road traffic accident occurred just in front of him. His truck was the first on the scene and used his truck's amber roof and rear lights to alert traffic to the incident ahead. He felt that it was his duty to stop and help out as he was the first one there.

He left his truck to check the severity of the incident and then went back to phone the emergency services. Lee went back to the accident and in doing so spent quite some time holding the female driver's head still until the emergency services arrived.

Well done Lee for knowing what to do and helping in an emergency.



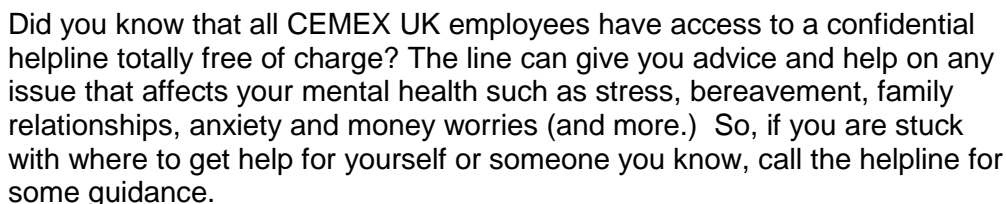


Jamie explains the day: “We all have mental health, just as we all have physical health and in both cases we are on a continuum where our health can vary from day to day. It is estimated that one in four people experience a mental health issue in any given year, and that one in six employees is depressed, anxious or suffering from stress-related problems at any one time. The course explains how sometimes our work can trigger such issues or make them worse, but also emphasises that enlightened organisational

The course will be run periodically in coming months, with >600 Line Managers being invited in groups.

If you have any further questions on this, please contact Julie Welch.

Employee Assist Helpline: 0800 116 43 68



The service is totally confidential, is available 24/7 and goes straight through to a third-party professional who is trained to help with such issues. The calls are totally confidential and will not be reported back to your work Manager.

The helpline number is: 0800 116 43 68

There are some posters in the download section of the UK News website or at the end of this pdf if you would like to publicise it in your workplace.



Family Safety Roundup



Just in case you missed it last week, there are downloads of the poster awareness campaign on children's car seats, water safety and also safe BBQs on the UK News website as well as yammer.

Please share with your teams, put them on notice boards and take them home with you to share with your family and even the wider community. We have two Bank Holidays knocking on the door and hopefully the weather will pick up again so it's important to raise awareness.

The toolbox talk is also available via this link

https://www.yammer.com/cemex.com/#!/threads/inGroup?type=in_group&feedId=14513002&view=all

REMEMBER - Safety is important in every aspect of our lives and even more so when it involves the people we love. We are governed by safety when at work, but when in the comfort of our home sometimes we need reminding that **safety matters at all times.**

CARING FOR CUSTOMERS


Our Customers Are Loving CEMEX Go.....



The CEMEX Go support team have been very busy getting more customers up and running on Go. So far, the feedback is great and the customers are loving it!

The other stories in this section are a summary of what's been going on with Go.....

SPL Have A Go.....



Amanda was on site with Ed from launch partner, SPL (left), who placed his Cement order via an iPad in his van! Ed also tracked his load from Rugby the same morning.

Dave Lea had a fantastic visit with Amanda to 'onboard' our bulk cement customer, Carbon8 (middle). They commented that everyone absolutely loves the tool and they are looking to use all elements of the tool from start to end. Tracking, in particular, was a key interest for Carbon8.

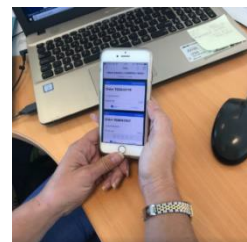
Amanda said: "This was my first visit to a customer who had little to no awareness of CEMEX Go. To see their reactions today really has made me feel extremely proud and excited to be part of a company that will revolutionise the construction industry!" Pictured right is Amanda with another new registered customer, Foam Concrete.



PAS Are Happy To Go



Laura had a great follow up meeting recently with Melissa at PAS (NW) Ltd showing her each section of the tool, downloading the app on her phone to track today's orders, and setting her husband, Paul, up as a User as he will find it really useful on site! They will now place all orders through the tool to cut PO queries and this will also reduce the number of



incorrect POs used by the guys on site!

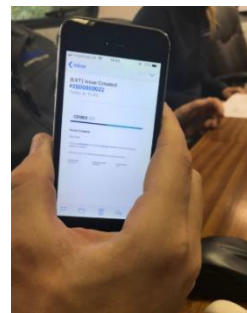
Here is Laura with Jenny Deacon (main picture) after a successful sign-up with North Star who want to use all aspects of the tool and have three more Users to add... they took a photo for their twitter feed and website to show they've signed up to CEMEX Go!

Eight Readymix Customers Go For It



Kirsty was busy in the South West with eight Readymix customers registered so far and more planned. There is lots of great feedback. Customers are impressed with how user-friendly the tool is, eg placing invoices into query, adding other Users, creating new job site locations and using the track feature.

Chris from Bramwell's (right picture) was impressed with the instant email response he received after he had reported an issue via CEMEX Go.



European First For Go



And last but not least... there was another successful meeting with James, Managing Director at Cement, with customer H.Tuckwell, who downloaded 'track' on his phone, clicked on the map, then saw our Cement tanker at the entrance to his site! He was delighted that CEMEX Go delivers as we said it would.

He has committed to place all his orders on CEMEX Go rather than by phone! A very happy customer who then tweeted how proud he was to be the first Readymix producer in Europe asked to trial CEMEX Go!!!



More Happy Customers For RMX Central!



Well done to the RMX central teams who have received some glowing customer feedback recently.

Customer, Jas Singh from JC Trans, was very complimentary about the service he received to his site in Leicester. From ease of order



placement with Sienna in the Shipping Office to the quality of service and product. He said our Drivers are the best he's worked with and that they are very accommodating and professional.

Mark from National Grid commented on the quality of our material and the accuracy of the slump, and their Site Manager, Paul, from Trant, also commented on how flexible and accommodating Anthony Woods, the Flixton Plant Manager, has been...

Great work, keep it up...

Another Great Customer Feedback



On a recent Customer Journey Experience (CJE) visit to Landywood Concrete Products based in Wolverhampton with Richard Cowley, Cement Commercial Manager and Dave Hart, UK Supply Chain Director, was extremely proud of the feedback received.



Dave commented: "The team at Landywood were extremely complimentary about the entire CEMEX team from the polite and friendly customer service and Planning Team in Rugby, to the professional Drivers delivering on time and the Technical Support Team who are always available to offer advice. When you hear this direct from a customer it fills you with a great sense pride to be part of the CEMEX team."

During the CJE visit it was clear one of the major reasons that they buy from CEMEX is this overall package that differentiates us from our competitors. We also took the opportunity to discuss CEMEX Go with the team at Landywood and Richard demonstrated to them how easy the solution is with a view to them signing up..... watch this space.

Congratulations to everyone involved in providing Landywood with a Superior Customer Experience and, of course, to Richard for facilitating the meeting and for his passion in developing this customer relationship into what is today!

CARING FOR SHAREHOLDERS

Get Ready For The General Data Protection Regulation (GDPR) - Part 2



Following on from our previous piece on the GDPR here is an update on how CEMEX is preparing itself ahead of the new law coming into force on 25 May 2018. This is very important for you to read and understand so please take the time to have a look.

We have appointed Vishal Puri – UK Legal Director - as CEMEX UK's **Data Protection Officer (DPO)**. He is supported by Gustavo Ruiz (Strategic Planning) and a **UK Data Privacy Team** made up of

individuals representing key areas within our business that deal with the collection, processing, transfer and security of personal data.



The team comprises: Rebecca Herdman (HR), Simon Whitfield (Process and IT), Sue Hawkins (National Customer Service), Alan Venning (Transactional Services), Ross Catterick (Commercial Administration), Susie Taylor (Crewing Logistics) and James Barnett (Marketing).

Following detailed consultations with departments within the UK business we have put together a **Data Inventory** of all personal data collected and processed in the UK and this is critical for good compliance. The Data Inventory will be continually updated and refined.

A video will be released shortly with an explanation of the key aspects of the GDPR. It has been prepared by CEMEX Central and will be rolled out with further training over the next few months.

CEMEX Central have been working with consultants PWC to prepare a **new Global Privacy Policy, Website Policy and other documentation**. The DPO and members of the UK Privacy Team are currently localising these documents.

We are **seeking to achieve ISO 27001** certification across the UK and other jurisdictions in which CEMEX operates. This certification is an excellent starting point for achieving the technical and operational requirements necessary to prevent a data breach under the GDPR.

There is a **new dedicated email address: dataprotectionUK@cemex.com** to which all Data Subject access requests and enquiries relating to CEMEX's Data Protection compliance programme can be directed and this will feature on our website.

Watch out for our next update including how you can support the GDPR compliance programme.

Here is an explanation of some key terms relating to GDPR.....

“Personal Data” means any information relating to an identified or identifiable natural person (a “Data Subject”). This is anyone that can be identified by his or her name, address, email, identification number, location data or an online identifier. Company names e.g. ABC Limited are not personal data as a company is not a natural person but the individuals working for it are.

“Data Controller” means the person or body which, alone or jointly with another person determines the purposes and means of the processing of Personal Data. CEMEX UK will be the Data Controller for Personal Data relating to its employees.

“Data Processor” means any person or body which processes Personal Data i.e. records, organises, structures or carries out other actions in connection with the Personal Data on behalf of the Data Controller. A key Data Processor for CEMEX is IBM.

If you receive any enquiries from third parties in relation to CEMEX's GDPR compliance programme or have any questions on this subject then please contact Vishal Puri - UK Legal Director on vishal.puri@cemex.com or send these to dataprotectionUK@cemex.com



Operational Excellence – Simple Is Best



As you may be aware we are gradually rolling out our operational excellence methodology throughout our operations. A cracking team of experts are visiting different parts of the UK to talk teams through the ideas and identify ways to get rid of processes and things that we no longer need and to introduce new efficient ways to improve what we do.

One idea which Jason Barker has come up with during some of these visits with Asphalt is to standardise and colour code our bitumen delivery pipes to three colours. This would avoid tanker drivers connecting to the wrong tank and putting the wrong product into the tanks.

Jason commented: “We lock our tanks and issue a key for the padlock. If we roll out a colour coded system, it would be more difficult to connect to the wrong tank - green keyring and green pipe. You may ask if we lock the flange how can it go wrong? Sometimes bitumen makes the padlock stick to the flange and doesn't lock, and the tanker driver can connect to the wrong tank and put the wrong product in the wrong tank.”

Jason thinks it's such a good idea that he is going to try and get it instigated as an industry standard. A simple idea but one that can save a lot of wasted time and effort sorting out a mistake.

Operational Excellence Reaches Durham



Dan Bateman recently held an Operational Excellence workshop in Durham with the Area 3 RMX team. The team consisted of Bill Clarke, Tim Jennings, Brian Goldsmith, Hugh Reynolds, Paul Brown, Craig Gowland and Jake Sim. The day was extremely productive, and the team spent their time making their workspace more efficient and effective, which in turn will make their daily lives at work simpler and smoother.

Watch out for an Operational Excellence workshop coming to an area near you!

IMPROVEMENTS



Area Cleaned, Organised, Waste Removed and allocated areas

IMPROVEMENTS



Junk area changed to Admixtures and Fibre storage area

New Partnership With Chunnel



On 22nd April 2018 Kensworth Quarry commenced a new partnership by awarding Chunnel Group a five year contract to supply chalk for



their operation. This is the first time Chunnel have done this work for CEMEX Cement operations, so a great deal of research was carried out prior to appointing Chunnel for this critical part of the Cement operation for Rugby Plant.

Chunnel will supply around 1.6 million tons of chalk per year; firstly, excavating the chalk from the Quarry, transporting it to stockpiles then loading the hopper of the washdrum crusher.

Martin Lithgo (Quarry Manager) said: 'We welcome Chunnel to Kensworth Quarry and we will work together as one team to maintain the same high standards we have always worked to.'

CARING FOR COMMUNITIES

Congratulations Glen



Another well done to Glen Willcox, Driver at Rugby Plant, who ran the London Marathon to raise funds for the Carer's Centre Leicestershire and Rutland. So far Glen has raised circa. £2,000 and is hoping for more!

Area 7 Lend-A-Hand



CEMEX Area 7, East Yorkshire team, jumped to the challenge of Lend-A-Hand Day at Middleton on the Wolds Primary School in East Yorkshire.

While local builder, Mike Todd, constructed the raised flower beds, the team set about digging up turf (on the hottest April day for 70 years) and half filling the flower beds.

After lunch they wheel barrowed three builders bags of soil to top them up. A great day was had by all with lots of sunshine and banter!!

Dale Does The Marathon



Further London Marathon congratulations to Dale Masson, Plant Manager at Sudbury Readymix Plant in East Anglia, who took part and completed the Marathon. This is a significant achievement and all the training paid off in the challenging temperatures on the day.

The photo is of Dale on the day (we are not sure if it was taken before or after the Marathon as he looks ready to do it again!!)

Dale took 5 hours and 46 minutes to finish. Well done Dale, you should feel very proud.



CARING FOR EMPLOYEES

40 Years For Billy



We are pleased to announce that Billy Ward (Plant Manager at Kings Lynn Readymix Plant in East Anglia) completed 40 years service with the company on Wednesday 25th April. The day itself for Billy was a busy one serving customers with their requirements.

Billy commented that he has seen a lot of changes in his time but with the local customers, his peers and colleagues in the business, have all helped the days go by to reach this milestone.

Matt Yaxley, RMX Area Manager, commented: "I would like to thank Billy personally for the last 40 years with his support to the area and its customers. It's a significant achievement and one Billy should feel very proud of."

TDP Visit Rugby Cement Works



April saw the Technical Development Programme (TDP) delegates spend time with CEMEX UK Cement operations at Rugby Cement works.



The delegates were given a tour of the vast Cement Plant which can produce 6,000 Tons of Cement per day. Around 75% of the raw materials used in the manufacture of Cement at Rugby are pumped some 56 miles underground from source to plant, reducing the requirement for road traffic haulage.

The delegates: Sean O'Donnell, Luke Topp, Jamie Deere, Jack Tipper, Fraser Tannock and Aaron McArthur, also spent time learning the commercial, quality and technical sides to the business.

The TDP would like to thank Cement Quality Director, John Lay; Commercial Technical Manager, Richard Boulton and Quality Coordinator, Edward Castleton, for their time and efforts spent with the delegates on this very enjoyable and rewarding module.

Central RMX Hold Their Comms Forum



Last week the team from RMX Central held their Employee Communications Forum in Rugby. They focused on Engagement Survey feedback and actions, the RoSPA family safety week and how the new reps can help communicate to the regions.



At the very worthwhile meeting there were 12 Representatives from around the region. The Reps for Central region are:

A15

James Taylor, Sales Exec; Gary Bridge, Relief Plant Manager; Darren Hockley, Transport Planner



A16

Matt Winnard, Shipper (absent); Dave Taylor, Sales Executive; Dan Taylor, Plant Manager

A14

Mark Wilkinson, Sales Executive; Paul Skinner, Relief Plant Manager; Samantha Edwards, Technician

A12

Darren Kent, Sales Executive; Darren Harris, Plant Manager Humberstone Lane; Gary Tuplin, Plant Manager Scunthorpe (absent)

Welcome James



A warm welcome our new Mortar & Screed Sales Manager for Southern & London Regions, James Drobka, who joined the company on 24th April. James is reporting to Regional Director, Marcus Rappensberger.

James will take over all Readymix Mortar & Screed and DSM responsibilities. His email address is: jamesmark.drobka@cemex.com and mobile number is 07557317616.

James has a great deal of experience in the Mortar & Screed industry, having worked for Tarmac Readymix in shipping and internal sales roles before moving onto CPI Euromix in external sales for DSM.

Adam commented: "I'm sure you will all make him feel very welcome and will assist him in his initiation to CEMEX! Please could you cascade James' contact details to your teams."

15 Years For Mark



Congratulations and thank you to Mark Burren on reaching 15 years service with us. Mark started at the Rochester works and is currently a Cement Miller at Tilbury.

The photo shows Mark receiving his award from Tony Drake, Operations Manager.

15 Years For Keith



Congratulations to our Manchester Plant Manager, Keith Higgins, for reaching his 15 years service milestone.

Keith previously worked as a Technician before taking to the buttons at one of the busiest CEMEX RMX Plants in the UK.

Here's to many more years ahead.....



CEMEX Lifestyle May Offers



With May already upon us there are a whole new raft of offers available to you on the CEMEX Lifestyle webpage. Take a look for this month's offers and money off deals. Go to: www.cemexlifestyle.co.uk to take a look.

Please see the posters in the download section of the UK News website or the end of this pdf.

Happy 50th Birthday Louise West!!



Not content with plastering posters all over Rugby office, her caring colleagues also sent in this photo of Louise West in honour of her turning 50!

Happy Birthday Louise. Hope you have a great celebration!!

Internal Vacancies

IVC Ref	Position	Company	Location	Closing date
146-04-2018	Plant Manager	Readymix Southern	Everlsey Plant	07/05/2018
156-04-2018	Plant Operative	Asphalt	Kilbarchan Coating Plant	04/05/2018
157-04-2018	Weighbridge Operative	Aggregates Northern	Dove Holes	02/05/2018
158-04-2018	Operative	Aggregates Southern	Leamouth Wharf	14/05/2018
159-04-2018	Plant Manager	Readymix Northern	Hull Concrete Plant	10/05/2018
160-04-2018	Mechanical Engineer	Cement	South Ferriby	11/05/2018
161-04-2018	Technical Sales Support (temporary maternity cover, possible secondment opportunity)	National Technical	Rugby	11/05/2018
162-04-2018	Cash Sales Agent	UK Readymix	Rugby Office	07/05/2018



163-04-2018	HGV Driver Class 2	Logistics Central Region	Bletchley Depot	07/05/2018
164-04-2018	Assistant Quarry Manager	Aggregates South East and Southern Region	West Heath Quarry	07/05/2018
165-04-2018	Operative	Building Products	Buxton Slab Plant	07/05/2018

For further details on other roles and a full listing of other vacancies, together with information on how to apply, please log on to CEMEX Shift > My Services > Internal Vacancies>New IVCs.

We would love to hear from you for the next edition

To send us a story: either click on 'submit a story' on the UK News website or email gb-communicationsandpublicaffairs@cemex.com or call us on 01932 583 217/006

If you can, please include a photo too (taken in super fine landscape setting and saved as a jpeg.) Thank you.







FREE ADVICE & COUNSELLING



Help and advice available 24/7

WHAT IS LIFESTYLE SUPPORT?

Lifestyle support is your employee assistance programme which can help you with any personal, work or family issue you face. Talk to highly qualified counsellors about anything that's on your mind including:

- Consumer rights
- Family matters
- Employee support
- Elder care
- Health issues
- Loss/bereavement
- Wellbeing
- Debt management
- Employee support
- Childcare
- Depression & Anxiety
- Relationships



Available
24/7



Accessible
by phone



Professionally
trained
counsellors



Confidentiality
assured

CONTACTS:

Freephone: (available 24/7)
0808 168 2143

Outside the UK:
+44 (0) 1452 623 353

Minicom:
0800 174 319

Website:

www.lifestyle-support.co.uk

Username: cemex Password: cemex

FREE ADVICE & COUNSELLING



Help and advice available 24/7

WHAT IS LIFESTYLESUPPORT?

Lifestylesupport is your employee assistance programme which can help you with any personal, work or family issue you face. Talk to highly qualified counsellors about anything that's on your mind including:

- Consumer rights
- Family matters
- Employee support
- Elder care
- Health issues
- Loss/bereavement
- Wellbeing
- Debt management
- Employee support
- Childcare
- Depression & Anxiety
- Relationships



Available 24/7



Accessible by phone



Professionally trained counsellors



Confidentiality assured

CONTACTS:

Freephone: (available 24/7)
0808 168 2143

Outside the UK:
+44 (0) 1452 623 353

Minicom:
0800 174 319

Website:

www.lifestyle-support.co.uk

Username: cemex Password: cemex



FIVE WAYS YOU CAN SAVE YOUR BABY'S LIFE

WHAT TO DO IF YOUR BABY IS CHOKING

1. Slap it out

- > Lay your baby face down on your thigh and support their head
- > Give up to five back blows between their shoulder blades with the heel of your hand



2. Check their mouth

- > Lay your baby on your thigh face up
- > Carefully pick out any obvious objects with your fingertips

3. Squeeze it out

- > Using two fingers, give up to five downward chest thrusts
- > Check the mouth. If the obstruction hasn't cleared call 999/112 for emergency help




4. Call 999/112

- > Take your baby with you and call 999 or 112
- > Repeat steps 1 to 3 until help arrives or your baby stops choking.

WHAT TO DO IF YOUR BABY IS UNRESPONSIVE

1. Check for a response

- > Tap their foot and call their name
- > If no response, shout for help



2. Open their airway

- > Gently tilt the head back



3. Check for breathing

- > Look, listen and feel



4. If they are breathing

- > Hold them in the recovery position (see below)
- > Call 999/112 for help

If they are not breathing

- > Call 999/112
- > Give CPR until help arrives.

WHAT TO DO IF YOUR BABY HAS STOPPED BREATHING

If your baby is unresponsive and they are not breathing, follow these steps to perform CPR.

1. Call 999/112 for an ambulance

- > If you're alone, give one minute of CPR before calling on a speaker phone


2. Breathe

- > Open airway
- > Put your lips around their mouth and nose and blow steadily for up to one second
- > Give five initial rescue breaths



3. Pump

- > Using two fingers in the centre of the chest, give 30 chest compressions at a rate of 100-120 per minute



4. Repeat

- > Give two rescue breaths followed by 30 chest compressions
- > Continue CPR until help arrives.

WHAT TO DO IF YOUR BABY HAS A SEIZURE (FIT)

Make it safe

1. Clear objects that may cause your baby injury

2. Don't try to restrain them

- > Put soft padding around them

3. Cool them

- > Take away bedding and remove a layer of clothing when the seizure has stopped

4. Put them in the recovery position

5. Call 999/112 for emergency help

- > When seizure has stopped, put them in the recovery position while you wait.



HOW TO HOLD A BABY IN THE RECOVERY POSITION

1. Cradle them in your arms, with their head tilted downwards



2. Call 999/112 for emergency help

3. Monitor their breathing, pulse and level of response.

More life saving techniques and videos can be found on our website.

Learn first aid.

Help save lives.

Be the difference.

sja.org.uk

ROSPA

Keeping Kids Safe

Hot drinks scald!
Keep them out of
reach and never
hold a hot drink
and a baby at the
same time.

Keep an eye on
babies and
children when
they're eating.
Cut small foods
into quarters.

Try to keep
children out of
the kitchen while
you are cooking
as it's hard to
keep an eye on
them.

Keep cleaning
products and
medications high
up and locked
away.

Top tips for safer meal times

www.rosipa.com/keeping-kids-safe

Lifeline on freephone 0808 801 0822

Stop falls! Tidy toys away after use. Keep stairs clutter-free.

Watch out!
Young children can choke on the small parts in toys meant for older children.

Button cell batteries can be deadly. Take your child straight to hospital if you think they've swallowed one.

Little ones love to explore. Make sure furniture like TVs and chests of drawers are secured to the wall.

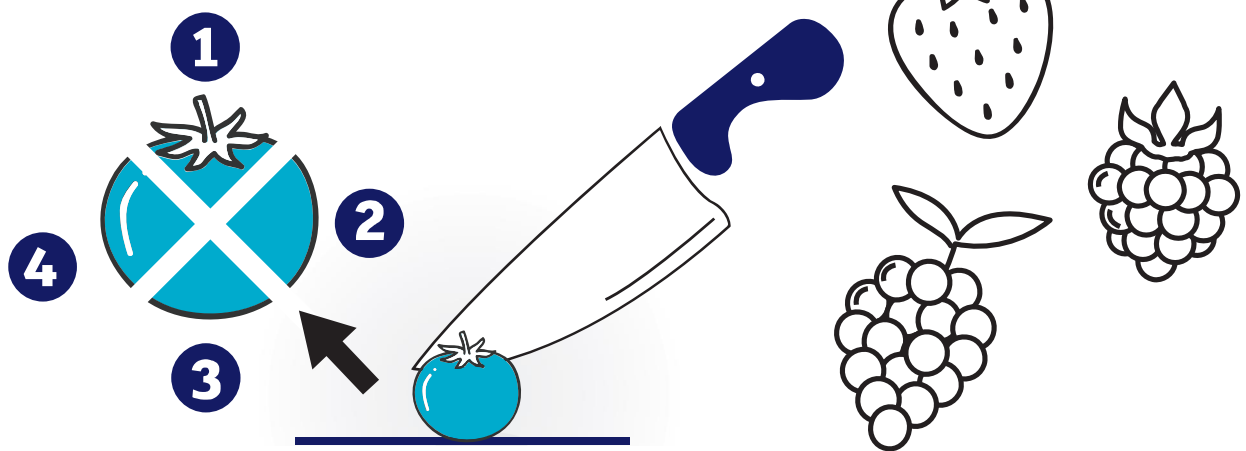
Top tips for safer play times

www.rosipa.com/keeping-kids-safe

Lifeline on freephone 0808 801 0822

Children can **choke** on **small** foods...

Cut soft fruit
into **quarters**



Cut into
small pieces



DON'T RISK IT, QUARTER IT



Choking is one of the leading causes of death for children under 3.

Even if your child is confident eating solid foods, a grape or a cherry tomato is just the right size to get stuck in their windpipe.

www.rospace.com



YOU SAY TOMATO...



...WE SAY CHOKING HAZARD

Choking is one of the leading causes of death for children under 3.

Even if your child is confident eating solid foods, a grape or a cherry tomato is just the right size to get stuck in their windpipe.

DON'T RISK IT, QUARTER IT

www.rospace.com





The Royal Society for the Prevention of Accidents

accidents don't have to happen



Child on the Drive!

A guide to keeping children safe in and around cars

www.rospace.com/drivewaysafety

At least 36 children in the UK have been killed on, or near, the driveways of their home since 2001

- Most victims were toddlers – all were under seven years old

- Tragically it is often an adult member of the child's family, or a neighbour, driving the vehicle

- Over half of parents surveyed could recall their child following them out of the house without them realising *

Fact: 24 children have died after being hit by a reversing vehicle.

When a car is being reversed, the driver has a limited view - small children may not be visible in the mirrors. Where possible it is better to reverse onto a driveway and drive off forwards.

Before you start:

Where are the children?

They could appear unexpectedly



Check around the vehicle

Use the mirrors, look over your shoulder – be aware



If possible,

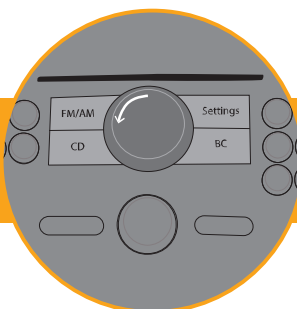
ask another adult to guide you as you reverse



As you reverse:

Listen

Open your windows and turn down the radio



Go slowly

Keep checking all around



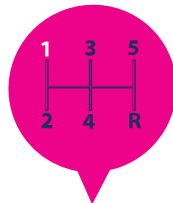
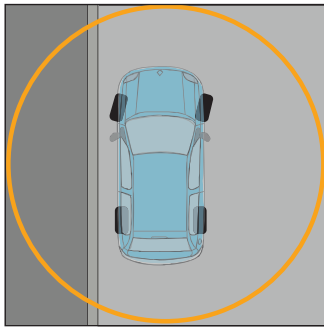
Continue to look

Don't just rely on mirrors

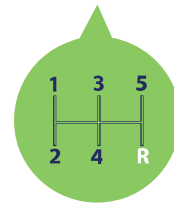
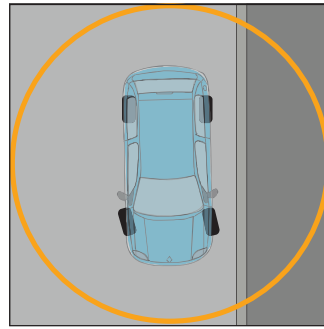


Fact: Three children died after being struck by a car after the handbrake was accidentally released.

PING: Park in Gear! When parking on a slope, always park in gear and turn the wheel so that if the brakes fail, the car will not roll straight into traffic.



Parked facing uphill
Use a forward gear and point the wheels away from the kerb



Parked facing downhill
Use a reverse gear and point the wheels towards the kerb

Michelle Patterson's five-year-old son Harry was killed in 2011 when the family car rolled down the driveway.

"Arriving home with Harry and his brother, Dylan, I parked the car on our sloping driveway, applied the handbrake and went into the house. I had no idea that the car had started to roll backwards. Devastatingly, Harry was behind the car and was crushed between the car and a wall. He died instantly of his injuries.

The inquest showed that there was no fault with the handbrake - the combination of cooling brakes and the driveway incline released the braking system. Had the car been parked in gear this tragic accident would never have happened.

To keep the memory of our lively, lovely son alive, we've been campaigning to raise awareness of parking in gear (PING).

Remember Harry and remember to PING"



Fact: Electric windows, choking and fire hazards in cars have all proved fatal to small children.

Young children should never be left alone inside a vehicle, even when the engine is turned off. Shockingly, 95% of parents surveyed reported leaving their children in the car on the driveway while they "dashed back into the house" and more than 60% admitted leaving them in the car while they ran errands.

A car is not a safe place for a child to play!

In a few fatal accidents, a child accidentally released the handbrake. Discourage your youngsters from playing with car windows and make sure that dangerous items, such as lighters and medicines, are not kept within reach of little hands.

Where are your keys?

- Never leave the keys in the ignition when you get out of the car. Always turn the steering wheel until it locks after removing the ignition key.
- At home, keep the car keys in a safe place, out of reach and sight of children.
- Always keep your car locked.



Mark Goodwill's son Iain was only 17 months old when he was tragically killed by an accidentally started car in 2007.

"Iain had been playing in the garden with other children. We had no idea that a toddler had come into the kitchen and climbed onto a chair to take the car keys from the key hook on the wall. He unlocked the car and started the engine – probably imitating what he had seen grown-ups do.

Iain was behind the car as it jumped backwards. Heartbreakingly, he was run over and died from his injuries.

In memory of our beloved, happy son, we have campaigned tirelessly about driveway safety. Now, all new European and Japanese cars cannot be accidentally started as the clutch pedal needs to be depressed. Unfortunately, that's not the case for older models.

We urge parents to keep their keys out of sight and out of reach of children so no more families will suffer in the way that we have."

For more information on child safety in and around cars, visit RoSPA's website: www.rospa.com/drivewaysafety

*From a 2010 survey conducted by RoSPA, in conjunction with the Iain Goodwill Trust (www.iains-trust.org).



accidents don't have to happen



The Royal Society for the Prevention of Accidents,
RoSPA House, 28 Calthorpe Road, Edgbaston,
Birmingham, B15 1RP

Registered Charity No. 207823

Tel: 0121 248 2076 email: campaigns@rospa.com
www.rospa.com

In-depth Advice: Garden Ponds

Parents should check the garden regularly. Containers holding rainwater should be emptied or sealed to prevent children gaining access, and paddling pools should always be emptied and turned upside down after use. Although garden ponds have great ecological benefits, RoSPA advises parents of children aged under 6 years old to temporarily fill them in. Use it as a sandpit, garden, or something similar, until your child is out of the age category when they could drown in it.

Supervision

Almost all child drowning incidents in the back garden or garden pond occurred after a break down in supervision. If parents with children under the age of 6 choose to maintain a garden pond they must be aware that they need to constantly supervise these children in the garden. They also need to ensure that the pond is inaccessible to the child who may escape supervision.

Mesh or grille

Rigid mesh or a grille can be used to create a secure cover for a garden pond. The following points should be considered in having a grille installed on your pond:

- The mesh must be firmly secured and regularly checked for signs of deterioration.
- The mesh or grille needs to be able to support the weight of a child and should remain above the surface of the water at all times. Grilles beneath the surface will not remove all of the risk of drowning especially to toddlers and crawling babies who could still end up face down in water and not be able to get themselves upright.
- Modular interlocking plastic grids that can be made to fit various shapes and sizes of ponds are available as well as steel mesh. Security grille suppliers and metal stockholders can cut steel mesh to size on request.
- The mesh should ideally be heavy duty (i.e. 6-8mm diameter wire) and so be self-supporting. Thinner wire mesh will require supporting with a frame.
- Fencing materials, such as chicken wire, are unsuitable as they will sag in the centre with the child's weight. A number of tragic accidents have occurred when children have managed to crawl beneath wire, or pulled the wire aside. Drowning incidents have occurred in less than 300mm of water.
- The mesh should have a grid size of no more than 80mm x 80mm - this size ensures against entrapment.
- Depending on the size of the pond, a frame may be required to provide stability and anchor points. The frame needs to be sited so that it is clear of the maximum water


level height that the pond can reach and take into consideration any deflection or sagging that could occur.

- Methods used to secure and lock the frame in place should ensure that there is no risk of entrapment between any moving parts.
- The cover should be left in place until the child can recognise and understand danger.

Fencing

Fencing off the pond is only a partial solution and can often lead parents into a false sense of security. If the pond is fenced it must be of such a height and design that makes it secure, preventing access by young children. This is usually achieved with a vertical railed fence with bars no more than 100mm apart. This barrier should be at least 1.1m in height, following the safety principles of the Building Regulations. If a gate provides access it must be of a similar design to the fence and be kept locked shut. Specific swimming pool gates have been designed with extended latch mechanisms (which are out of reach of children).

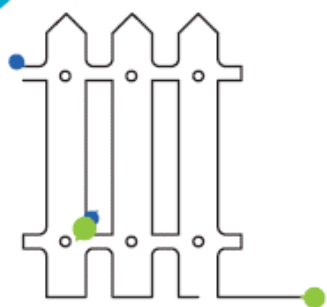
1



Cover it!

Covering your pond is a good option for some people - you just need to make sure you use a rigid metal grill rather than flimsy chicken wire. Don't forget to check it regularly to make sure it's up to the job of keeping young children out of the water

2



Fence it!

Another good option, although it can be sometimes give you a false sense of security - particularly as most young children are excellent climbers! If you do choose a fence, make sure it's at least **1.1m** and that access points such as gates are kept locked

3



Fill it!

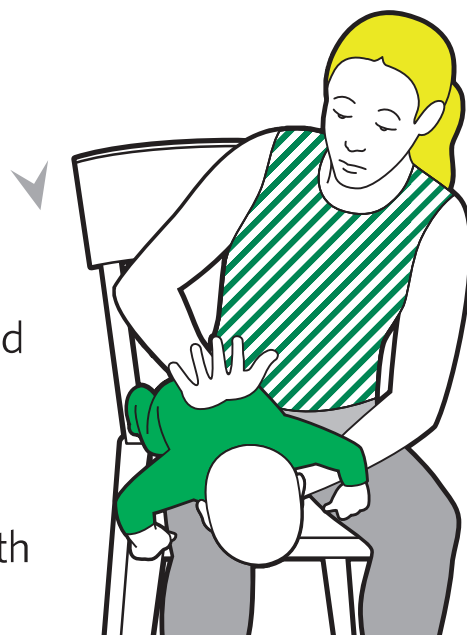
This is the best choice! There are some great options for transforming your pond into something else while the little ones are young, such as a flowerbed, or even a sandpit!



WHAT TO DO IF YOUR BABY IS CHOKING

1. Slap it out

- Lay your baby face down on your thigh and support their head
- Give up to five back blows between their shoulder blades with the heel of your hand



2. Check their mouth

- Lay your baby on your thigh face up
- Carefully pick out any obvious objects with your fingertips

3. Squeeze it out

- Using two fingers, give up to five downward chest thrusts
- Check the mouth. If the obstruction hasn't cleared call 999/112 for emergency help



4. Call 999/112

- Take your baby with you and call 999 or 112
- Repeat the above steps 1 to 3 until help arrives.

Learn first aid.

Help save lives.

Be the difference.

More life saving techniques and videos can be found on our website.

sja.org.uk

RELOADABLE CARD

Win £500 to spend on your next holiday with Thomas Cook



Thomas Cook

Competition runs between 1st – 31st May 2018

To enter the prize draw, simply order a Thomas Cook reloadable card between 1st – 31st May 2018 for a chance to win.

Don't forget you can save 5% when you order a Thomas Cook reloadable card plus 2019 holidays are now on sale!

For more information visit www.cemexlifestyle.co.uk



May OFFERS



Load or order over £50 on a B&Q reloadable card between 1st – 31st May and save 8% and also be entered into a prize draw to win a Weber BBQ worth £69.99.

SAVE 8% & WIN



Receive £5 free for every £75 you load or order on a H Samuel reloadable card between 1st – 14th May.

£5 FREE



Load or order £50 or more on a Leisure Vouchers reloadable card between 1st – 31st May and you'll save 10% and be entered into a prize draw to win a Supercar experience worth £279.

SAVE 10% & WIN



Receive £5 free for every £50 you load or order on a Pizza Hut reloadable card between 1st – 31st May.

£5 FREE



Save 10.5% at Marks and Spencer when you load or order a reloadable card between 1st – 7th May.

SAVE 10.5%



Get exclusive discounts on Sky TV, broadband and calls, everything from Box Sets for the family to Sky Sports, to Sky Cinema with Love Digital.

EXCLUSIVE DISCOUNTS

Visit your benefits website at www.cemexlifestyle.co.uk today and enjoy savings from over 9,000 offers or call 01908 352 133 and speak to one of our team

