



Welcome to UK News 28th January 2021
your weekly update from around CEMEX UK

View UK News on: www.cemexuknews.co.uk

Follow us on twitter too: @CEMEX_UK

BEING THE BEST FOR FAMILIES

Winter Safety



With the country definitely experiencing wintery weather this week please make sure your sites and homes are well prepared. Slips, trips and falls are the most common accidents in this weather. Please make sure you get a grip, are wearing the correct shoes, correct PPE and have checked any vehicles to make sure they are winter road ready.

Is your site ready for winter?

- Do you have stocks of grit-salt, de-icer and PPE?
- Is lighting adequate?
- Are arrangements in place for frost protection and clearing/gritting areas?

Are you ready for winter?

- Make sure you wear warm/reflective clothing on sites and appropriate footwear.
- Use dedicated walkways.
- Always get a grip on steps and stairways.
- TAKE 5 before starting a new task and ensure all necessary precautions are in place.

Enter the CEMEX Global Health & Safety Awards



As you know the CEMEX Global Health & Safety Awards competition for performance during 2020 is now open. In addition to the Sector Awards, there is an opportunity for local teams across the operations to gain recognition for health and wellbeing activities, and contractor management via the following additional award categories:

- The 'Fit4Life Contribution Awards' for Health and Well-being activities, which includes the opportunity to submit COVID-19 innovative protection/prevention practices.
- Contractor Management Good Practices.




To enter these categories, the relevant **single page entry form needs to be submitted by the 12th February** in line with the guidance included on the slides. An independent global judging panel will assess the applicable submissions to identify the winners. There is a limit on the number of applications, so we will implement a pre-selection process if required.

In addition, to support the application process, a dedicated site is available for the submissions to be uploaded. To access the Health & Safety Awards site [Click here](#)

It is anticipated that the judging process will be completed, and the winners identified by the end of March, with an announcement shortly afterwards.

New Year Training Feedback

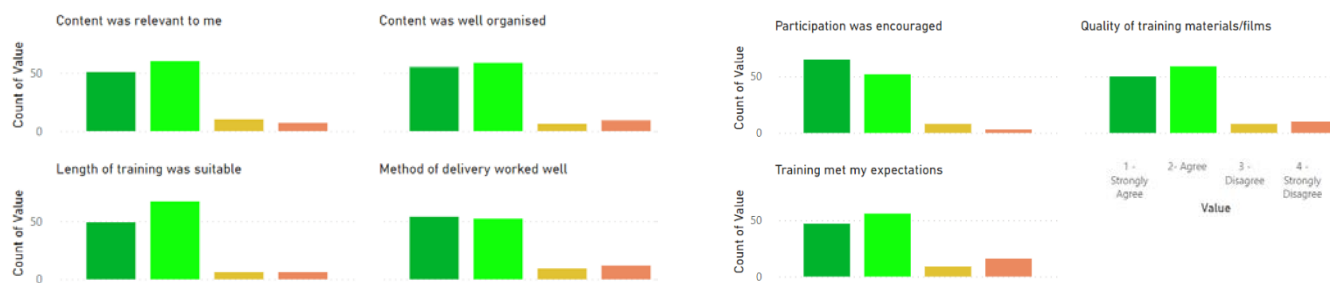


Thank you to all those who attended the New Year Training sessions and for those who completed the feedback form. This is vital for us to continuously improve through getting open and honest opinions, which allows us to look at what's working and what can be improved.

Obviously, this year had to be delivered differently in most cases and some of the negative feedback was due to IT issues/speed (about 5%).

We must also thank the session supports who facilitated the delivery and the discussions.

Please see below the individual feedback to each question.



COVID Update – Mask Up Correctly



Wearing a face mask continues to be an important way for us all to prevent the spread of the virus and protect those around us.

However, we have all seen people who are not wearing them correctly, and it is easy to become complacent particularly when talking to others or moving inside and outside.

Please remember to ensure your nose and mouth are fully covered, and you do not pull it down to your chin while wearing it. This helpful graphic from Which? reminds us all of the appropriate way to wear a mask.



Additionally, we would advise all employees to ensure they are wearing a quality mask that fits properly, such as those that have previously been provided by the RRT.

When you are at a CEMEX site, please remember our 'Mask & Move' policy and wear a face covering whenever away from your workstation and moving around indoors.

EMEAA Safety Alerts



Please be aware that there have been two EMEAA safety alerts circulated this week referencing incidents in Spain and the Czech Republic – please share these with your teams and review learning points for your sites. They can be found at the end of this document or in the download section of the UK News website:

www.cemexuknews.co.uk/downloads

BEING THE BEST FOR CUSTOMERS

Great Teamwork Delivers in Barking



Ben Crow, Materials Sales Rep in London, posted this great photo on LinkedIn this week of the team continuing to supply Readymix into Barking Riverside for customer, Keller.

Well done to the team at our Dagenham plant..... 176m3 delivered across two piling rigs quickly and efficiently.

Newport Port Lease Renewed



CEMEX recently renewed our six year lease with port operator, Associated British Ports, to continue to use Newport's South Dock for our silo storage and docking facilities.


Dave Hart commented: "We are very pleased to have renewed our lease with ABP. Our Cement terminal at the Port of Newport is an important part of our UK supply chain, receiving key raw materials for producing Concrete. It is ideally located to allow us to safely and

efficiently serve our customers with the products they need, which are then used to support our essential construction industry."



BEING THE BEST FOR SHAREHOLDERS

Sea Freight 2020 Success



While 2020 had its obvious challenges, and we closed Raynes quarry for a period of time, we did move as much material into London by sea freight as we did in 2019 (over 75 KT).

November volumes were the highest into London on record and included the first MOT ships since July 2012. The local Commercial team, and especially Rick Lewis, have grown a large MOT business in a matter of months to serve the large construction projects in and around The Capital.



The increased focus on sea freight and continued growth has been supported by Nicola Drabble who, in addition to her Rail responsibilities, has taken on the role of Sea Freight Coordinator. This has given the Supply Chain team a greater awareness of the upcoming demands and, while ships recently have been harder to fix due to the weather, allowed them to plan further into the future over our sea freight strategy. This is an area we hope to continue to improve volumes and secure water-based capacity to supplement our other successful bulk freight options.

Confirmation of EORI Number for Goods from NI



Further to our previous communication, the EORI number required for goods moving from Northern Ireland to Great Britain only has been confirmed as **X1222828472000**. This number is only required if a CEMEX entity is selling goods in NI and then these goods are being imported into the UK.

For the movement of goods between Great Britain and the EU (which includes Ireland), the number **GB222828472000** should be used.

Institute of Quarrying Spotlight on Excellence



The Institute of Quarrying (IQ) Excellence Awards were launched in 2019 with the aim of celebrating the achievements and success of individuals and teams across the mineral products sector.

In its inaugural year, the awards generated over 100 applications, six hours of judging and four regional awards ceremonies. Unfortunately, the coronavirus prevented the culmination of the awards taking place: a glittering industry reception to publicly congratulate its winners.

Whilst it looks as though there is a way out of the pandemic with the promising news of vaccines, we are still in a period of uncertainty. Because of this, we have decided to pause the Excellence Awards for 12 months and plan to relaunch them in 2022.



However, precisely because it has been a challenging year we want to continue to shine a spotlight on those teams and individuals that are doing incredible things and making a difference to our industry.

So, we want to create a campaign that everyone can get involved in. The IQ Industry Spotlight on Excellence (#spotexcellence) is there for anyone to share their learning from new practices or to discuss who they think is making a difference in their teams.

This is open to everyone in the industry. Write a short article (about 500 words or so) that tells us:

- What is the project/initiative or person that you want to talk about?
- Provide a description of what the project/initiative is or what the person has done.
- Why do you think this project/initiative or person has made a difference to your operation/organisation?

Remember to include details such as company, location, people involved and of course your own details. Please also provide an image to accompany the article.

The sort of things that might inspire you to write about include:

- People in the industry you find inspirational, innovative or have been particularly effective in improving health & safety
- People that are the rising stars of the future for the industry
- Projects or teams that have made a difference to health & safety on site
- Projects or teams that have found a new way of doing things which has led to improved performance
- Projects or teams that have worked on a community engagement initiative
- Initiatives that are aimed at upskilling or learning new skills

Submit your industry spotlight to sarah.fry@quarrying.org. The article will be quickly reviewed, and any suggested edits will be discussed with the author.

A publication date will also be agreed. It will be published on the IQ website at 8am on the agreed date and LinkedIn posts will also be scheduled. Authors will be encouraged to post the article directly in their own LinkedIn feed and support can be provided to show how to do this.

This is a great opportunity for the industry to demonstrate that it has a commitment to continuous improvement and to the people that work within it. For anyone who submits an industry spotlight, they will have an opportunity raise their own profile amongst their peers and as its contributing to industry knowledge, can claim CPD time for doing so!

Authors of the most widely shared articles will be invited to attend the IQ's exclusive Fellows Lunch at the Tower of London when it is allowed to do so.

Get involved, after what has been a difficult period for all, lets share the positive good news about our industry and the people within it.



BEING THE BEST FOR COMMUNITIES

The BIG Garden Birdwatch Is On – This Weekend



It's the BIG Garden Birdwatch this weekend. Please support the RSPB's annual bird survey by spending a contemplative hour looking for birds in your garden.

With lockdown still in force it's a good excuse to give the family something to do, to commune with nature to calm the mind for an hour, as well as contributing to the biggest national bird survey.

It's really easy to enter your bird data and can be done totally online. There is a bird ID sheet at the end of this document or in the download section of the UK News website: www.cemexuknews.co.uk/downloads so you can identify the most common birds.

So just settle down for an hour with a pen and paper make a note of all the birds you see or don't see – even if you don't know the names just describe them, then enter them online. Feel free to take a photo of yourself watching or the birds you see to be entered into our competition draw to win some bird related goodies...

Send your photos in to: gbcommunicationsandpublicaffairs@cemex.com

Sign up here: <https://www.rspb.org.uk/get-involved/activities/birdwatch/packrequest/>

Earthly Matters – New Biodiversity Blog



Ever wondered what we are up to with the RSPB? Find out from our new biodiversity blog, Earthly Matters.

The first edition is here:

<https://sway.office.com/gjETsqzuXOTEWwRH?ref=Link> and can be accessed by anyone with internet connection. So, feel free to share with contractors friends, and family.

This edition has a great roundup of 2020 biodiversity achievements from the likes of Dove Holes and Kensworth quarry, as well as some wildlife stories to encourage you to get involved in nature. There will also be some nature themed giveaways!

Free Virtual Science School Trips



Through our partnership with the Cambridge Science Centre we will be launching online "Virtual School Trip" throughout February for children in Key Stages 1-3 to have some science fun!

Cambridge Science Centre prides itself on being a great way to get kids engaged with science and this is their way of letting children to visit the centre online.



Your children can watch at any time. There is a challenge to spark some experimental thinking.

Designed to be done at home with whatever is available, the challenge will get children to consider fair testing, experimental design, and data collection. Everyone's resources will be different, so everyone's methods will be too!

For each week in February, we will launch a new show which will allow unlimited access to that show for one week (Monday – Sunday).

To access the show, please click on the URL and use the necessary password. Enjoy!

1st February – 7th February – Gums to Bum

What goes in must come out! Follow your breakfast on its journey from your Gums to your Bum. Watch as the food gets digested in-front of your eyes and find out the specific job of each part of the digestive system. Introduces concepts including parts of the digestive system, enzymes, and why it's best not to hold in a poo!

Suitable for all ages, aimed at Key Stage 1 and 2
Show time: 25 minutes

URL: <http://cambridgesciencecentre.org/adigestivejourney>

Password: ku664cg

If you require any assistance or have any technical issues, please contact CSR Specialist, Andlyn White: andlyn.white@cemex.com

Please feel free to share your experience and photos!

BEING THE BEST FOR EMPLOYEES

15 Years for Carl




Carl Milton, Cement Logistics Manager, recently celebrated 15 years service with CEMEX.

Throughout his CEMEX career Carl has always worked in Logistics/Supply Chain and has supported industry leading safety initiatives such as The Tipper Rollover Prevention Campaign which was adopted by CEMEX globally and by the MPA.

Carl likes to spend his spare time either on his motorbike or out walking with his dog, Walter. Carl is buying some specialist wellies with his voucher apparently!!



Reminder – Please Change Your Network Password



In 2020 we suspended the need to reset your network passwords but this was reinstated in October 2020. Please remember that you need to reset your network password ideally every 45 days.

If you have not changed your password in the past months please do this now.

Further to the above we also want to communicate the process to follow if your password expires and you cannot logon. Previously you had to call the GSC in this event but now we have created a process you can execute yourself. There is a document which can help you reset your password and this can be found at the

end of this edition or in the download section of the UK News website:
www.cemexuknews.co.uk/downloads

Thank you for your help in staying cyber safe.

COVID-19 SharePoint for Employees



A dedicated Coronavirus SharePoint is available for all UK employees. It includes all updates from the UK Rapid Response team, plus helpful documents including guidance for using the VPN when working from home and mental health advice.

Visit:

<https://cemex.sharepoint.com/sites/CoronavirusEU/SitePages/United-Kingdom.aspx>

Internal Vacancies

IVC Ref	Position	Company	Location	Closing date
12-01-2021	Plant Manager	Asphalt	Bletchley Asphalt Plant and Depot	04/02/2021
13-01-2021	Rugby Night Driver – Bulk Tankers	Cement Operations UK - Logistics	Rugby Plant	08/02/2021
14-01-2021	Plant and Field Technician	Quality and Product Technology	London	09/02/2021

For further details on other roles and a full listing of other vacancies, together with information on how to apply, please log on to CEMEX Shift > My Services > Internal Vacancies>New IVCs.

We would love to hear from you for the next edition

To send us a story: either click on 'submit a story' on the UK News website
 or email gb-communicationsandpublicaffairs@cemex.com

If you can, please include a photo too (taken in super fine landscape setting and saved as a jpeg.) Thank you.



Employee Assistance Programme

Free, confidential support and counselling available for all employees

If you're worried about a work, family or personal issue then the Employee Assistance Programme can help, 24/7.

Support with everything from consumer rights to bereavement, depression & anxiety to childcare.

Visit www.lifestyle-support.co.uk (username: cemex / password: cemex) or call **0808 1682143**



SAFETY ALERT

Czech Republic

Display until:
31/12/2020



LTI Central Europe Materials – Employee fell from height on the construction site

DETAILS OF THE INCIDENT

On the morning of 30/11/2020 (7:30 AM) a pump truck operator arrived on site. He was given instructions to park the pump truck. He was also told which ceiling was going to be poured. In order to get to the work place, he had to use a ladder to get to the 1st floor. The area he entered did not have proper lighting. He didn't notice an unsecured opening in the floor while he was walking and he fell to the ground.



The ceiling slab to be poured



The access ladder in unsatisfactory technical condition

The opening where the operator fell (the fall protection was installed after the incident)



The construction site – overall view

- No fall protection



KEY FINDINGS

The place where the driver hit his head.

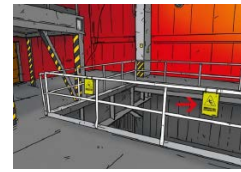
- ✓ The operator used the required PPE.
- ✓ The operator used three points of contact while he was on the ladder.
- ✗ The operator didn't receive HS instructions from site personnel
- ✗ Lighting conditions were poor on the construction site at the time of the accident
- ✗ There was an unsecured opening in the floor inside the building.
- ✗ Poor HS standards on the construction site

HOW COULD THIS HAVE BEEN AVOIDED?

- When you feel that a work task could threaten your life or someone else's, you have the right to refuse to carry it out and to inform your superior
- TAKE 5 procedures should be carried out when arriving at a construction/customer site for the first time or when a construction/customer site has been altered
- Hazardous conditions/unsafe behaviours must be reported
- Only use equipment in good technical condition



The ladder must overlap at the entry/exit point



All openings in floors must be secured or surrounded by handrails



KEY REVIEW POINTS

- Check that construction site inspections are carried out before potentially dangerous activities (ceiling pours, pours in deep excavation pits, etc.)
- When carrying out Safe Site inspections, focus on dangerous activities, actively look for risks that might occur during the whole construction cycle.
- All drivers and pump truck operators must be informed that they can refuse to carry out a work task if they feel unsafe



Site Safety

Check for hazards when on site, be highly visible and assess the risks before unloading.

Get a grip



Hold handrails on stairways and use three points of contact when getting into/out of vehicles.

Incident/Hazard alerts



Report all incidents/hazards immediately.



SAFETY ALERT

[Spain] SA XX/2020 – 01.12.2020

Display Until
XX.XX.XX



Isolation Procedures

Never work on live or moving machinery – always 'lock out'.

Safe Systems

Follow safe systems of work, site rules, signage and traffic signals.

Tools and Equipment

Use the right, well maintained, tools/ equipment for the job. Never make do.

Look after yourself and each other

Don't let anyone act unsafely, always stop unsafe practices.



APPLY LOTOTO PROCEDURES BEFORE ENTERING ENERGIZED AREA

DETAILS OF THE INCIDENT

Two packaging operators detect that a bale (palletless) has not come out with all the bags correctly shaped. They apply the LOTOTO procedure in this area and enter to the interior of the facility and begin to rebuild the bale. While there, one of them observes that in the adjoining area, of the palletizer elevator, there is a bag of cement that covers the sensor preventing its operation. The worker walks on the conveyor belt, passes through a safety photoelectric barrier between the two sections to reach the elevator area and to remove the bag stuck on the sensor without applying the LOTOTO in this area. The worker, upon detecting that the elevator began to move, jumped quickly out but the elevator reached to catch the worker's right foot, causing a tear in the skin of the heel of the right leg

Wrapping area



KEY FINDINGS

- Trained and experienced worker.
- LOTOTO applied in Wrapping Section.
- LOTOTO not applied in Paletizer Section, according to LOTOTO procedure.
- Photoelectrical safety barrier doesn't work properly.

HOW COULD THIS HAVE BEEN AVOIDED?

Apply the LOTOTO procedure before entering energized area

KEY REVIEW POINTS

- Focusing VFLs on machine intervention work.
- Include in VFLs talks the reasons why workers could adopt shortcuts.
- Check LOTOTO procedures in places that workers could access to energized sections.
- Review the periodic safety device inspection program.
- Review that there is a register of disabled safety devices indicating the preventive measures taken while it's being repaired

Road to Paletizer used by worker



Palet Elevator interior



Chaffinch




Long-tailed tit



Coal tit



Collared dove



Goldfinch



Blue tit



Great tit



Starling



Greenfinch




Dunnock



Magpie



Female



Male



House sparrow


Blackbird



Male



Woodpigeon



Robin



These are some of the birds that you might see. You can use the tally to help you count. You'll find lots of tips on identifying birds as well as their calls at rspb.org.uk/birdwatch

The RSPB is a registered charity in England and Wales 207076, in Scotland SC037654.

Illustrations by Mike Langman (rspb-images.com)

Big
Garden
Birdwatch
29-31 January 2021

CEMEX ID expired password – VPN Connection

The Cemex Security policy includes specific rules to renew the password.

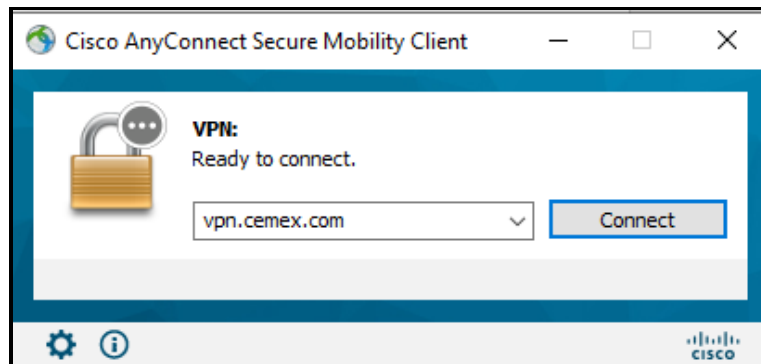
When the expiration date is reached the users must renew his password.

If you are working in remote location and your password expire you do not receive a special message to inform about it. But when you connect to VPN the process detects the expired password condition and you will be request for a change password procedure.

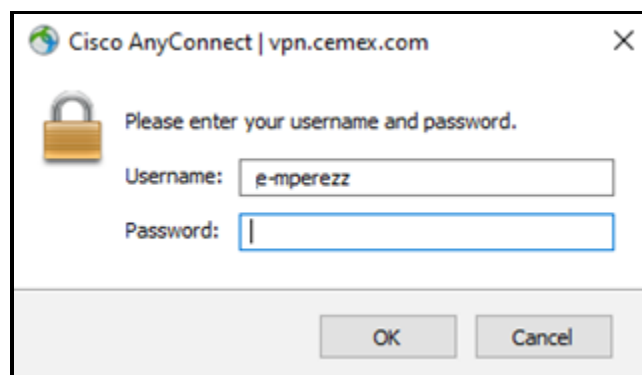
The following steps describes the connection process for a user with expired password.

Open the CISCO VPN client, select the VPN and click on the **Connect** button

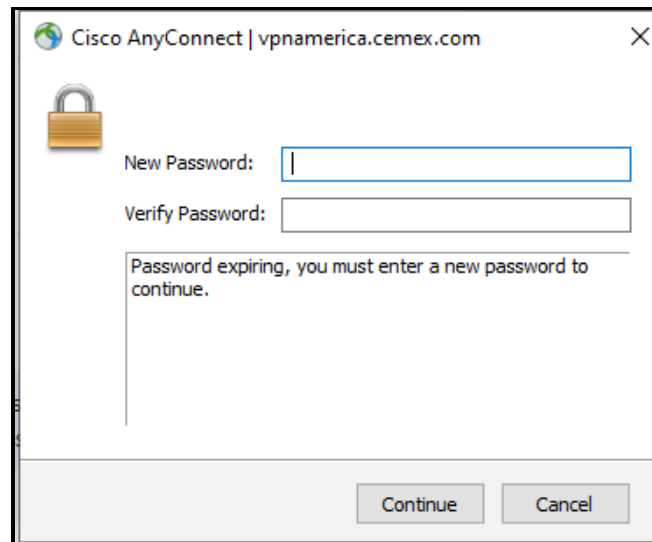
The procedure applies to the 3 available VPN services (vpn.cemex.com, backupvpn.cemex.com, vpnamerica.cemex.com)



Username and password are required. Type your CemexID and password



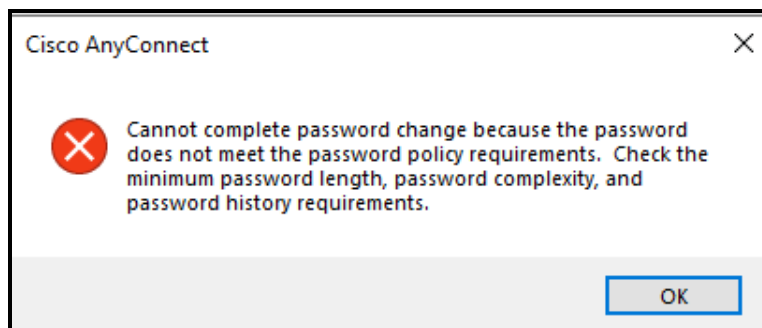
After that the system detects the password expired condition and request for the change password process.



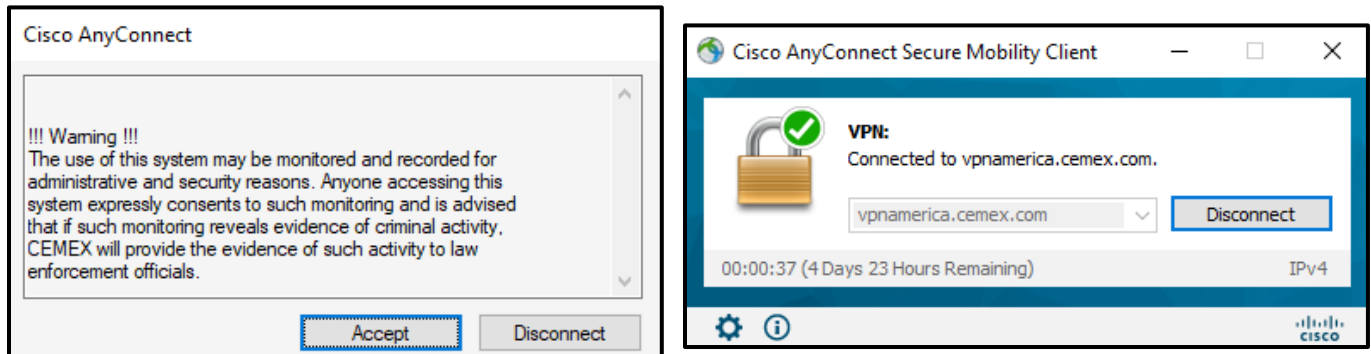
You must assign a new password that complies with the following rules:

- Minimum 8 characters
- Include 3 of the following characters: lower case, upper case, numbers, and special characters.

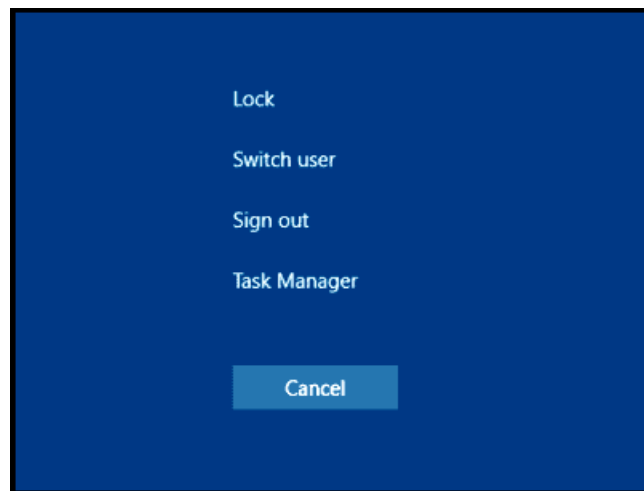
If the password does not meet the requirements, then the system ask for a correct password.



After you change the password. The VPN connection is established.



The last step is sync password with the local computer. Only type CTRL + ALT+ DEL and select lock computer, unlock the computer with the new password.



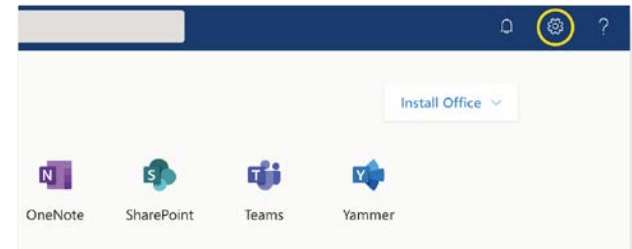
For Additional Support call to GSC:

<https://cemex.sharepoint.com/sites/ProcessIT/SitePages/Help-Desk-Global-Phone-List.aspx>

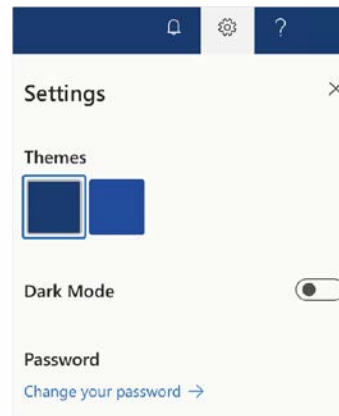
If you need to change your password or it has expired, you can use Office 365 Portal.

1. Open your office 365 portal <https://portal.office.com>
2. Log in using your current username and password.

3. From the Office 365 Portal select the **Settings Option**.



4. Select **Change your password**.



5. Submit new password.

A screenshot of the 'Change your password' form. The form has a title 'User ID' and a text input field. Below that are three text input fields labeled 'Old password', 'Create new password', and 'Confirm new password'. At the bottom, there are two buttons: a green 'submit' button and a blue 'cancel' button.

After you change your password it is important that you run a VPN connection to update the information from Cemexnet . And after that lock your computer CTR-ALT-DEL and unlock using you new password, this step synchronizes the password on your local computer.