



# Welcome to **UK NEWS**



Your bi-weekly update from  
around Cemex UK

**17th July 2025**



[www.cemexuknews.co.uk](http://www.cemexuknews.co.uk)

Follow **Cemex UK** on LinkedIn

## Health & Safety

### Latest Safety Alerts



Please read the two latest Safety Alerts which you can find at the end of this document, and on the UK News download page [HERE](#):

The first Safety Alert highlights the need for suitable edge protection such as toe boards or guardrails wherever anyone needs to work at height and there is potential for them to lose their footing. Pre-task risk assessment, Take 5, is designed to help identify that suitable protective measures are in place before the job begins.

The second Safety Alert highlights the need to ensure suitable and sufficient edge protection is provided on traffic routes, whilst in this instance the vehicle overturned the edge protection prevented a far worse outcome. A contributory factor was the gradient of the haul road, emphasising the need to ensure traffic routes are designed and maintained to the required standard. Operators should be aware of weather and surface conditions and be trained in the techniques required to deal with events that may affect vehicle stability.

Health and Safety information and resources can be found on the SharePoint:

✦ <https://cemex.sharepoint.com/sites/UKHealthandSafety/SitePages/Safety-Alerts.aspx?web=1>

### UK Celebrates One Year ZERO LTI Milestone



#### A message from Lex Russell, Chair of the UK Health & Safety Committee

I'm pleased to share that, as of the end of June, our Rugby Cement Plant has achieved an outstanding milestone: one full year with ZERO Lost Time Injuries (LTIs). This means the entire Cemex UK business is now celebrating one year of ZERO LTIs!

On behalf of the UK Health & Safety Committee, I want to extend my heartfelt congratulations to everyone across our UK operations. This achievement is a testament to your personal commitment and dedication to looking after yourselves and each another. You should all be incredibly proud.

As we continue to navigate change within our organisation, I'd like to take this moment to remind everyone to keep health, safety, and wellbeing at the forefront. Times of transition can bring added pressure and distraction, but they also reinforce what matters most: getting home safely to our families each day.

Let's continue to follow our safety procedures, uphold our safety essentials, and speak up when something doesn't feel right. And please remember, our free and confidential [Employee Assistance Programme](#), Lifestyle Support by Care first, is available 24/7 to support you and your family with a wide range of issues or concerns.

If we all make health, safety, and wellbeing our number one priority, we can achieve Zero4Life, ensuring we all return home safe, every day.

### Significant UK ZERO LTI Milestones



👏 Congratulations go to our UK Mortars team who are celebrating 19 years ZERO LTIs. A huge well done to everyone involved – this is an incredible achievement.

👏 Also congratulations to our UK Aggregates Supply Chain who have recently celebrated five years ZERO LTIs – this is another significant achievement, well done.

Thank you to everyone in our teams for your commitment and focus on Health & Safety, and for looking after yourselves and each other.

### Listen Back to Health & Safety Webinar



Earlier this week the latest EMEA Health & Safety Webinar took place with José Antonio Cabrera, EMEA Regional President, and the Management Team.

If you missed it you can listen back [HERE](#)

### Celebrating Six Months Fraud Free!



We're delighted to share some fantastic news: Cemex has now reached six months without a single fraud incident, a major milestone that reflects the dedication and vigilance of every one of you.

This achievement is not just about numbers; it's a testament to the collective effort you've all made to keep our operations secure, and our brand protected. Even more impressively, there have been no reported attempts of fraud during this period. That's a clear sign that your attention to detail and commitment to best practices are making a real difference.

However, as we celebrate this success, it's important to stay alert. A review of our records shows that in July last year we experienced a fraud incident involving someone impersonating a known Cemex customer to obtain goods. Several similar attempts followed in August. These serve as a reminder that fraud threats can resurface at any time.

Please take a moment to revisit the red flags for fraud posted at your workstations. Staying informed and cautious is key to maintaining our strong track record.

Thank you once again for your continued efforts. Let's keep up the great work—our security is in your hands!

## Supporting Road Safety National Crash Test Event

A team from Cemex UK recently supported the Institute of Traffic Accident Investigators (ITAI) during their prestigious Crash Test and Research Day, held on Thursday 3<sup>rd</sup> July at Darley Moor in Ashbourne, Derbyshire.

As a global leader in traffic accident investigation, the ITAI event attracted over 400 attendees, including police units, forensic traffic incident examiners from the Metropolitan Police and county forces, as well as independent road safety experts.



Our own Drivers, Darrell Collins and Steve Coles, played a key role throughout the day offering attendees a hands-on Cemex driving experience. They showcased the enhanced visibility and advanced safety features of our latest fleet vehicles—equipped with 360-degree cameras, radar systems, and collision avoidance technology designed to protect vulnerable road users.

Supporting the event was Nigel Ponton, Cemex Fleet Engineering Manager, who highlighted the critical role of these innovations. He emphasised the importance of improved driver vision, aligned with the latest Direct Vision Standards, and the integration of cutting-edge safety systems across all new vehicles.

This event provided a valuable opportunity to demonstrate Cemex's ongoing commitment to road safety and innovation in front of a highly influential audience.

## Controlled Detonation at Dove Holes Quarry



A remarkable safety operation took place recently at our Dove Holes quarry when two WWI 18lb shrapnel bombs were discovered in a residential garden near Glossop. A local police officer, who also resides in Dove Holes, recommended our quarry as a suitable location for a controlled detonation, given its large size and remote location.

The Bomb Disposal Unit (BDU) arrived, escorted by multiple police vehicles. With a large area already cleared of all personnel, the BDU team safely carried out a controlled detonation. Following the successful operation, the BDU and police debriefed with the Cemex team on site. The BDU expressed appreciation for the use of the quarry and Cemex agreed it may be used again in future emergencies.

All safety protocols were followed, and the operation concluded without incident.

## Future in Action

### Head Office Achieves Silver iiE Accreditation



*Developing Sustainability*

THIS CERTIFICATE ACKNOWLEDGES THAT

We are delighted to announce that in June Cemex UK was awarded with Silver accreditation with the Investors of the Environment for our Head Office in Binley, Coventry. This is excellent progress after achieving the Bronze accreditation in 2024.

Investors in the Environment (iiE) is a national environmental accreditation scheme designed to help organisations reduce their impact on the environment and receive recognition for their progress.

Since last year, the team at Binley made many positive changes and this iiE accreditation gives a stamp of approval for this further excellent work. The accreditation also ensures continuous improvement going forward.

To achieve Silver level accreditation, organisations are required to continue developing and implementing their Environmental Management System, using the framework to put forward a range of projects that will support continual improvement in resource and carbon management or nature protection.

For our Silver accreditation the Cemex team had to demonstrate implementation of processes, policies, and systems to manage, monitor and improve environmental performance. This included:

- Staff communication and engagement: consistently updating employees on sustainability efforts through various channels. This has led to a reduction in resource use, including waste.
- Setting ambitious sustainability goals, such as Zero Waste to Landfill and Net Zero by 2050, with interim targets for 2030 to help achieve these objectives.
- Ensuring that suppliers meet strict sustainability criteria to minimise supply chain climate impacts.

The target is to achieve the Green award at the next audit in 12 months' time. This will be achieved by considering Scope 3 (indirect emissions) further by conducting a Scope 3 mapping exercise, building up an understanding of available data and incorporating this into the carbon footprint too.

Well done and big thanks to Natasha Page, Facilities Manager & HR Advisor, team for her hard work at Binley, with the support from the Binley Sustainability team.

## Nature Around Cemex Europe Newsletter – Summer 2025

The Summer 2025 edition of the European Nature Newsletter, Nature around Cemex Europe, is now available to read. This is a collection of short stories which give a snapshot of what the Sustainability teams from across Europe have been doing, based around the topic of Biodiversity.

You can find it at the end of this document or download it [here](#).

✦ Please print off and share on local noticeboards.



## Adrian Awarded Prize for Winning Photograph



If you are a keen amateur photographer why not enter our 2025 EMEA Wildlife Photography Competition, celebrating diversity of wildlife at our Cemex sites.

Last year Hereford Readymix Plant Manager, Adrian Radnor, entered and for the second year running, won!!

Here you can see Adrian being presented with his Cemex Nature Book by Rob Sims, General Manager Readymix.

Many congratulations Adrian, and good luck in this year's competition.



### Do You Double Up Your Devices?

We know that for some employees their work mobile phone or laptop is the only one they have. This can make it very difficult to switch off from work and disconnect during the evenings, at the weekend or when on annual leave.

If you can, consider having a separate mobile phone, laptop or tablet for personal use. If this isn't possible:

- Make sure to mute notifications when you are away from work. Follow our helpful guide [here](#).
- Set a cut off time for using your mobile phone / other devices for bedtime. This can help to ensure a good night's sleep.
- Only open the programs / apps that you need to use – resist the urge to check work emails over the weekend or when on holiday.
- Challenge yourself – do you NEED to look at that message or open that email? Or do you feel that you should? Is there someone in place to support while you are away?



This can feel difficult but, by setting boundaries for use of technology, you can feel more empowered around your work/life balance and have better well-being. It can also prevent feelings of overwork or burnout.

If you feel it is impossible to disconnect from work, reach out – speak to your Line Manager or contact the Employee Assistance Line (Lifestyle Support) for confidential advice and support – call 0808 168 2143 or visit [www.lifestyle-support.co.uk](http://www.lifestyle-support.co.uk) (Username: cemex Password: cemex).

### José Antonio Visits Tilbury Plant



Earlier in July our Tilbury Grinding Plant team had the pleasure of welcoming José Antonio Cabrera Guerra, Cemex's EMEA Regional President.

During his visit, José Antonio saw first-hand the site's strong safety culture and operational excellence, from meticulous housekeeping to effective traffic management and clear pedestrian segregation.

We also had the opportunity to share our ambitious future plans and upcoming investments that will further strengthen Tilbury's role as a key site in our Cement production network.

Philip Baynes-Clarke, Cemex UK Operations Director, commented: "It was great to show our new Regional President, José Antonio, the Tilbury Grinding Plant. We were proud to mark an impressive milestone of 1,500 days without a lost-time injury and to discuss exciting plans that lie ahead."

This visit reflects Cemex's continued commitment to safety, innovation, and long-term investment in our people and operations. We look forward to building on this momentum and delivering even greater value to our customers, communities, and teams across the region.

## Our Employee Assistance Programme

Did you know that Cemex offers all employees a free, confidential employee assistance programme called Lifestyle Support?

You can find a guide all about How Care first can support you in the UK News website: [here](#)

Lifestyle Support is easy to access, available 24/7 and can provide help and support with a wide range of issues or concerns such as family matters, debt, relationships, bereavement, depression and anxiety.

It is run by a separate provider and not part of Cemex; we don't receive any employee specific information from them.

Contact the Employee Assistance Line (Lifestyle Support) for confidential advice and support – call 0808 168 2143 or visit [www.lifestyle-support.co.uk](http://www.lifestyle-support.co.uk) (Username: cemex Password: cemex).

**Do you need support?** Care first

Cemex offers all employees a free, confidential employee assistance programme (EAP) called **Lifestyle Support**, operated by Care first.

Lifestyle Support is easy to access, available 24/7 and can provide help and support with a wide range of issues or concerns such as family matters, debt, relationships, bereavement, depression and anxiety.

Our EAP is a separate provider and not part of Cemex – we don't receive any employee specific information from them.

 **Call 0808 168 2143**  
**Visit [www.lifestyle-support.co.uk](http://www.lifestyle-support.co.uk)**  
Username: cemex  
Password: cemex



## Thanks For Your Effort – Nominate a Colleague



Who do you think deserves a Thanks For Your Effort Award?

Nominate any colleague you think has gone above and beyond their day job and demonstrated any of the Cemex values.

Please email: [gb-hrplanning@cemex.com](mailto:gb-hrplanning@cemex.com) for a nomination form.

## Building Our Brand Across LinkedIn



We play an active role in building our Cemex brand across our social media channels, building our brand narrative around topics such as wellbeing, health and safety, sustainability, products and innovation.

One of the key social media channels for us is LinkedIn, where our audience includes current and potential customers, current and potential employees plus key stakeholders across Government and the wider building materials, construction and infrastructure sectors.

One way you can help strengthen our brand identity across LinkedIn is by using one of our profile backgrounds.

## Updating your LinkedIn background

We've designed a range of templates that can be found [here](#). It's really easy to update your LinkedIn profile background but if you need help we've created a [guidance document](#) to support you but please note, the guidance is best applied using a laptop or desktop device rather than a mobile device. Once you have updated your profile background you will need to refresh your screen to see the image updated on your LinkedIn profile.

- [Link to templates](#)
- [Link to guidance document](#)

## Internal Vacancies

IVC Ref	Position	Company	Location	Closing date
87-07-2025	Works Manager	Urbanisation Solutions – Building Products	Somercotes	23/07/2025
88-07-2025	Assistant Asphalt Plant Manager	Urbanisation Solutions – Asphalt	Lincoln	18/07/2025
89-07-2025	Operative	Urbanisation Solutions – Building Products	Wick	25/07/2025
90-07-2025	Foreman	Urbanisation Solutions – Building Products	Rochester	28/07/2025
91-07-2025	Operative	Urbanisation Solutions – Building Products	Rochester	28/07/2025
92-07-2025	Relief Plant Manager x 2	Materials – Readymix	Midlands and Southwest	29/07/2025

### **We would love to hear from you for the next edition**

To send us a story: either click on ‘submit a story’ on the UK News website or email [gb-communicationsandpublicaffairs@cemex.com](mailto:gb-communicationsandpublicaffairs@cemex.com)

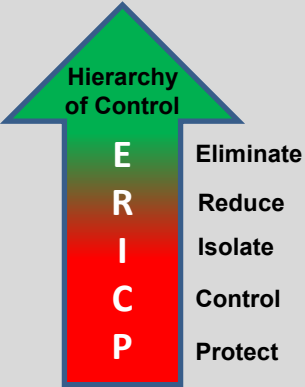
If you can, please include a photo too, Thank you.

# SAFETY ALERT

## ANKLE INJURY

UK SA06/2025 – 03.07.25

Display Until  
31.08.25



### INCIDENT DETAILS

While performing routine maintenance on a CEMEX vessel, a crew member was painting the turning gland support bracket of the dredge system. To access the work area, he stood on the hatch cover, as illustrated in the attached photo. (Fig 1) As he repositioned himself and took a small step back towards the center, his right foot lost traction on a hinge plate. This resulted in his foot sliding off the edge of the hatch cover and into the narrow gap between the hatch and the nearby support structure, the employee suffered a grazed shin and believed he had sprained his ankle, he was able to continue light duties the next day, however due to noticeable bruising the employee went to the medical Centre for a check up and was subsequently diagnosed with a small fracture to the bone in his right ankle, thankfully the employee has made a full recovery

### KEY FINDINGS



Take-5/Risk assessment	A pre-task risk assessment was performed before commencing the task.
Experience	The operator was competent and very experienced in his role
Workplace layout/Design	The workplace layout was inadequate for the task due to the presence of potential tripping hazards near a gap, increasing the risk of losing footing.

### HOW COULD THIS HAVE BEEN AVOIDED

- Comprehensive review of the workplace layout prior to the task, ensuring all potential risks are identified. Note: Corrective actions have been implemented to prevent reoccurrence (Fig 2)

### KEY REVIEW POINTS

- Assess work areas and perform effective workplace inspections to identify any risks or hazards.
- Do risk assessments and operating procedures consider the potential of slips, trips, and falls?
- Ensure that all elevated areas used for access are fitted with adequate edge protection, consider toe boards or guardrails, wherever practical



**Look after yourself and each other**

Don't let anyone act unsafely, always stop unsafe practices.

**Tools and Equipment**

Use the right, well maintained, tools/ equipment for the job. Never make do.

**Safe Systems**

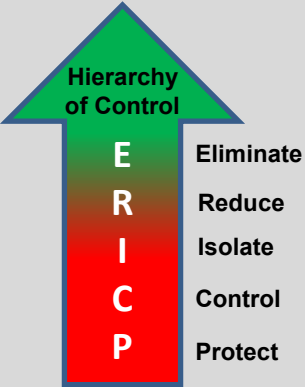
Follow safe systems of work, site rules, signage and traffic signals.

**STOP THINK ACT**



# SAFETY ALERT

## HiPO - Rigid Dumper Roll Over.



### DETAILS OF THE INCIDENT

A quarry operator was travelling back to the crusher fully loaded in a CAT 775G. The haul route had become slippery shortly after a down pour of rain. As the dumper approached one of the main ramps from the top of the quarry The operator engaged the correct gear with auto retarder. As the dumper descended the ramp at a speed of approximately 9mph it began to lose traction. The operator had no control over the steering causing the dumper to hit the bund on the opposite side of the ramp. The sideways impact of the bund caused the dumper to roll over onto the cab side & preventing a more serious incident. Luckily, the operator was shaken but thankfully unharmed.

### KEY FINDINGS

Driver Training	The employee has been with Cemex just over a year and has previous experience in mobile plant operation.
Inspections & Maintenance	<ul style="list-style-type: none"><li>Daily Pre Use checks were carried out with no defects found.</li><li>Service and Maintenance regime was in place and up-to date.</li><li>An external report was carried out on the vehicle with no report of defects related to the incident</li></ul>
Conditions / Behaviour	<ul style="list-style-type: none"><li>The Operator was travelling at 9.3mph, below the sites speed limit.</li><li>The operator was not using a mobile phone.</li><li>The operator was wearing a harness belt.</li><li>After a particularly long dry spell an unexpected heavy downpour of rain caused the ramp to become slippery.</li><li>Certain parts of the ramp had become steeper in gradient due to years of scraping.</li><li>A shovel was in the process of road maintenance on the ramp.</li><li>Bund heights were maintained correctly which prevented the Dumper from rolling over the edge.</li></ul>
Warning Signs	The ramp had been slightly slippery when wet with the water bowser for dust suppression. A decision was made to only suppress the dust on one side of the ramp (The Incline).
Follow Up	<ul style="list-style-type: none"><li>Post incident Alcohol test was completed &amp; the test was negative.</li><li>Ramp has now been built back up between 1 in 10 &amp; 1 in 12.</li></ul>

### HOW COULD THIS HAVE BEEN AVOIDED

- Correct ramp gradient maintained.
- Operators to pull over until Roads/Ramps are made safe.
- Risk assess driving conditions especially during significant weather changes & act accordingly. Stop & Think/Take 5
- Utilise Pix4D & Sodex technology to maintain Gradients.

### KEY REVIEW POINTS

- Driver training package and content inclusive of refresher on traction control, manual / auto retarder & gear selection.
- Haul road maintenance on gradients especially after adverse weather (heavy rain or snow)
- TAKE 5 to risk assess changes to driving conditions.



**Look after yourself and each other**  
Don't let anyone act unsafely, always stop unsafe practices.

**Driving**  
Drive safely, ensure you are authorised and that vehicles/mobile plant are well maintained.

**Safe Systems**  
Follow safe systems of work, site rules, signage and traffic signals.

**Seatbelts Save Lives**  
Wear your seatbelt and make sure any passengers do as well.



STOP THINK ACT

**Look after yourself and each other** 

Don't let anyone act unsafely, always stop unsafe practices.

**Get a grip** 

Hold handrails on stairways and use three points of contact when getting into/out of vehicles.

**Manual Handling** 

Use mechanical aids or ask for help to reduce risks.

**Driving** 

Drive safely, ensure you are authorised and that vehicles/mobile plant are well maintained.

**Isolation Procedures** 

Never work on live or moving machinery – always 'lock out'.

**Confined Spaces** 

Obtain a permit to work and always follow the safety requirements.

**Housekeeping** 


Keep designated access routes and work areas tidy and free from trip/slip hazards.

**Personal Protective Equipment** 

Always wear the correct PPE.

**Tools and Equipment** 

Use the right, well maintained, tools/equipment for the job. Never make do.

**Safe Systems** 

Follow safe systems of work, site rules, signage and traffic signals.

**Working At Height** 

Use appropriate access equipment and fall protection.


**Incident/Hazard alerts** 

Report all incidents/hazards immediately.


  
**Safety Checks**  
Carry out your vehicle checks before driving and make sure your load is stable and secure.

  
**Do not Overtake**  
Unless it is safe and legal to do so.

  
**Journey Planning**  
Assess the risks and plan your journey to use the safest route.

  
**Mobile Phone**  
Use of a hand-held mobile phone whilst driving is prohibited.

  
**Seatbelts Save Lives**  
Wear your seatbelt and make sure any passengers do as well.

  
**Other Road Users**  
Stay alert to other road users, particularly motorcyclists, cyclists and pedestrians.

  
**Watch your Speed**  
Keep below the limit and adjust your speed to suit road and weather conditions.

  
**Respect the Law and other Drivers**  
Know and follow the road rules and be courteous to other drivers.

  
**Keep a Safe Distance**  
Leave enough space between you and the vehicle in front so you can stop safely.

  
**Site Safety**  
Check for hazards when on site, be highly visible and assess the risks before unloading.

  
**Fit and Alert**  
Ensure you are fit to drive: hydrated, well rested, and free from the influence of alcohol and drugs.

  
**Remember**  
– Your family depends on you.  
So drive to arrive safely at all times!



## Welcome to our Fourteenth edition of Nature around CEMEX Europe - Newsletter.

### UK – Innovative approach to help customers meet BNG requirement.

Steve Redwood, Land Development and Property Director for Cemex, says, "Our Biodiversity Net Gain offering can help organisations who are new to biodiversity enhancement projects, those who may not have the inhouse skills or knowledge, and companies working with sites where biodiversity net gain targets will be difficult or costly to achieve."

"Cemex's Biodiversity Net Gain service will help guide businesses through the entire lifecycle approach from initial assessment to unit purchase and long-term habitat management with no further input required, ensuring a hassle-free approach to the management and realisation of biodiversity net gain. For developers, Cemex's offer will help to deliver biodiversity net gain without the pain; that may otherwise be associated with challenging or difficult to deliver sites."



### France – Award winning restoration & stakeholder engagement - Avensen


Cemex France have received an award and recognition from the UNPG (National Aggregate Association). Avensen is located in the Gironde region and has operated for over 20 years. The award acknowledges work to restore the site and to improve biodiversity outcomes & engagement with the local regulators and communities. The site has implemented the Roselière protocol to monitor species populations at the site. Cemex also donated materials to help create a wetland habitat. Operations also worked with the local community to reduce road nuisances. The 20 year partnership with LPO is also recognised.



### SPAIN – Marsh Harrier Project

Cemex's collaboration in the Marsh Harrier Project in Soto Pajares highlights the importance of species conservation in extraction areas and how these sites can become valuable habitats for wildlife. Monitoring these species in quarries, which are often perceived only as industrial spaces, reveals the compatibility between extraction activities and biodiversity. In fact, there are cases where these extraction voids can offer refuges for wildlife when properly managed, promoting biodiversity and ecosystem health. This demonstrates that extraction activities can coexist harmoniously with nature conservation.

Cemex has collaborated with the NGO Marsh Harrier to study and protect this species, which uses gravel lagoons as a key habitat. Since 2018, censuses and studies have been carried out, including a GPS tracking in 2023, which have provided data on their migrations and behaviour. This tracking has made it possible to monitor the movements of individuals during their migration to Africa. At the beginning of June 2025, the installation of the 3 GPS units on the Marsh Harriers was completed, in order to monitor them and see how they behave.



### Germany – Work to encourage pollinators at Rüdersdorf.

The cement plant in Germany continues its efforts to enhance biodiversity. Recently, the Sustainability team developed new information boards to showcase initiatives implemented at the head office.

These include the creation of a flower garden and grassland edges planted with perennial wildflowers. Additional features such as a sandarium, dead wood, stone piles, and, as seen in the picture below, an insect garden further enrich the area's ecological value.

These initiatives not only foster biodiversity but also promote stronger engagement among employees and stakeholders, who can enjoy and learn from the surrounding nature. By presenting practical examples, such as those mentioned above, colleagues can see how biodiversity promotion can be implemented effectively in their own areas.



### Poland – Butterfly Conservation.

Cemex Poland has established a working relationship with the butterfly conservation organization BMLAB. As part of the cooperation, Cemex employees from three locations – Chełm & Rudniki Cement Plants and the headquarters in Warsaw, Together with their families, took part in collecting natural data in the surrounding landscape parks.

A key element of the classes was a survey, during which the participants, with help from entomologists, recorded the species of butterflies they encountered, and assessed the quality of habitats to identify threats. The workshops produced reports summarizing the results of the conducted research with recommendations regarding protective measures for the studied area, consisting of, among others, eliminating invasive plants, maintaining the mosaic character of the habitat, or introducing grazing.



### Croatia: Thriving River and Wetland habitats at 10 Kolovoz

Recent checks at 10 Kolovoz highlighted the quality of wetland and riverine habitats adjacent to our site. 10 Kolovoz is a closed site but still used for storage and maintenance. The site sits on the banks of the River Jadon which is included in the Natura 2000 network. The River is afforded protection because of the presence of a rare species of fish – Adriatic Salmon (*Salmothymus obtusirostris*). So, it's important that the habitat condition remains good. A study highlighted the presence of wetland, native forest and a host of species associated with the protected area such as wildflower and dragonfly.



### Czech Republic – Planting native stonecrop to preserve rare butterfly species

Prachovice Quarry has created 6 hectare of meadow designed to support pollinators. The meadow has been sown with many types of wildflower but included in the mix is a native stonecrop species which is known to support a very rare blue butterfly. Work is now ongoing to maintain the meadow so it can attract the species to site. The butterfly has become locally extinct but working with local specialists and NGO's the plan is to see its return. "Nature conservation is important to us. We look after meadows, help rare species and monitor changes in the landscape so we can respond in time. We want the local plants and animals to thrive in the future," says Jan König, Environmental Specialist at Cemex in the Czech Republic.

